



# ELECTRIC INSTANTANEOUS WATER HEATERS

**35 YEARS  
IN HOT  
WATER!**

Instant delivery  
& unlimited supply



## ELWA designs, manufactures and supplies energy-saving products and solutions

Heating water accounts for 25% of energy consumption in homes, so it is important to install an energy efficient water heater. In the long run, this saves a lot of money. ELWA's mission is to provide solutions that are the most energy and water efficient.

ELWA water heaters are compact in size, highly energy efficient and never run out of hot water.


The Hotrun water heaters have been manufactured locally by Elwa for 30+ years.

Each water heater is quality tested to ensure your access to instant, constant flow of hot water is never compromised.

Elwa Hotrun X water heaters feature metal-casted heat exchangers with high capacities, minimising the risk of leakage. With our Poly-Carbonate casing our water heaters ensure long lasting reliable products.

Unlimited  
hot water &  
highly energy  
efficient

The power to the elements in the heat-exchanger are instantly activated as soon as there is demand for hot water. A Hotrun only uses energy when there is demand for hot water. Unlimited supply with almost 100% efficiency.



Committed to a  
brighter cleaner future

# LOW ENERGY CONSUMPTION HIGH PERFORMANCE

## Advantages of ELWA Hotrun-X electric instantaneous water heaters:

- Variable power supply selection (kW) to suit every situation
- Single, 2- and 3-phase options
- Programmable temperature limiter
- Digital temperature control
- Touch screen control panel
- Optional LoRa communication for remote diagnostics and service
- Legionella thermal disinfection mode
- The most efficient technology to generate unlimited hot water
- No pressure limiters required
- Energy is only used when there is demand for hot water
- Quiet operation
- The compact size allows for installation anywhere
- Fully electric, no flue, no gas connection required
- No plastics in the water path
- Designed to meet all plumbing standards in Australia & New Zealand
- 10 year product warranty\*

The X-series has optional remote monitoring via LoRa.

Any possible error can easily be analysed and rectified.

The water heater can send the diagnostics directly to a service centre.

This saves time (or a service technician) and money (time = money)!

LoRa has the option to allow us to calculate the energy and water consumption.



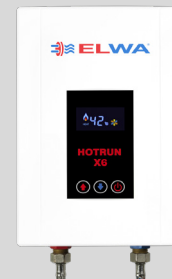
\*10 year warranty for products purchased after January 1, 2024

High water pressure will never void the warranty, unlike any other products on the market.

## HOTRUN X6 1-PHASE WATER HEATERS

Ideal use for HAND WASH BASIN or KITCHENETTE

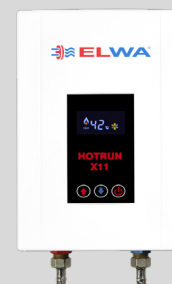
Power (kWatt) for Installer to select	2.8 kW	3.8 kW	4.8 kW	6.0 kW
Single-Phase power connection	12 Amps	16 Amps	20 Amps	25 Amps
Performance $\Delta T = 25^{\circ}\text{C}$	Flowrate 1.8 L/min	Flowrate 2.3 L/min	Flowrate 2.8 L/min	Flowrate 4.0 L/min
No. of Hand Wash Basins	1	1	1	2
No. of Kitchenette				1
Dimensions	315 x 204 x 130 mm			
Voltage	1x240 V			
IP rating	IP24			
Connection	1/2" BSP			
Weight	3 kg			
Pressure rating	Maximum 1 MPa (tested at 2 MPa)			



## HOTRUN X11 1-PHASE & 2-PHASE WATER HEATERS

Ideal use for KITCHEN SINK or with one SHOWER

Power (kWatt) for Installer to select	6.0 kW	7.6 kW	9.6 kW	11 kW
Single-Phase power connection	1 x 25 Amps	1 x 32 Amps	1 x 40 Amps	1 x 50 Amps
Two-Phase power connection	2 x 12.5 Amps	2 x 16 Amps	2 x 20 Amps	2 x 25 Amps
Performance $\Delta T = 25^{\circ}\text{C}$	Flowrate 4.0 L/min	Flowrate 5.0 L/min	Flowrate 6.0 L/min	Flowrate 7.0 L/min
No. of Hand Wash Basins, or	1	2	2 to 3	3
No. of Showers, or	1 *in climate zone 1 & 3	1 *in climate zone 1 & 3	1 *in climate zone 1, 2, & 3	1
No. of Hairdresser Basins, or	1 *in climate zone 1 & 3	1 *in climate zone 1, 2 & 3	1 *in climate zone 1, 2 & 3	1
No. of Kitchenette, or	1	1	1	1, *2 in climate zone 1, 2, & 3
No. of Kitchen Sinks, or	1 *in climate zone 1, 2 & 3	1 *in climate zone 1, 2, & 3	1	1, *2 in climate zone 1, 2, & 3
Dimensions	315 x 204 x 130 mm			
Voltage	1 x 240 V or 2 x 240 V			
IP rating	IP24			
Connection	1/2" BSP			
Weight	4 kg			
Pressure rating	Maximum 1 MPa (tested at 2 MPa)			



## HOTRUN X24 3-PHASE WATER HEATERS

Ideal to serve simultaneously: 3-7 HAND WASH BASINS, 1-3 SHOWERS,  
1-3 HAIRDRESSER BASINS and/or 1-3 KITCHEN SINKS

Power (kWatt) for Installer to select	12 kW	18 kW	24 kW
Three-Phase power connection	3 x 16 Amps	3 x 25 Amps	3 x 35 Amps
Performance $\Delta T = 25^{\circ}\text{C}$	Flowrate 8.0 L/min	Flowrate 11 L/min	Flowrate 14 L/min
No. of Hand Wash Basins	3	5	7
No. of Showers	1	2	2, *3 in climate zone 1, 2, & 3
No. of Hairdresser Basins	1	2	3
No. of Kitchen Sinks	1	2	3
Dimensions	480 x 243 x 120 mm		
Voltage	415 V		
IP rating	IP24		
Connection	1/2" BSP		
Weight	6 kg		
Pressure rating	Maximum 1 MPa (tested at 2 MPa)		



\*For climate zones please refer to the ABCB climate zone map: <https://www.abcb.gov.au/resources/climate-zone-map>

For more information and to find the most suitable model for you, please contact us.

ELWA BV  
Amsterdam  
The Netherlands  
Phone +31 (0)20 436 1224  
sales@elwa.nl  
www.elwa.nl

ELWA Pty Ltd  
Adelaide  
Australia  
Phone +61 (0)8 8377 6666  
sales@elwa.com.au  
www.elwa.com.au