



 **ELWA**[®]
ENERGY SAVERS

Sapphire III

LED Tri-proof Batten Light



S/N Rules

TP02-XX XX XX - X X
1 2 3 4 5 6

EX: TP02-06 20 3F - E S
1 2 3 4 5 6

1: TP02 = Tri proof Batten Series

2: XX = Length (06; 12; 15)

3: XX = Wattage (20W; 40W; 50W)

4: XX = Efficiency(140-150Lm/W)

5: E = Emergency

6: S = Sensor

Application:



Subway Station



Underground Park



Warehouse



Factory

Features:

- Driver: Weipeng, BOKE for options
- Chips: Epistar SMD2835
- High efficiency: 150LM/W
- Material: PC Cover + PC Base.
- Function: Non-Dim, Sensor, Emergency, Sensor & Emergency
- Warranty: 5 Years
- Material: PC Cover + PC Base.
- IP65, IK09, Waterproof, Dust-proof, Dam-proof, Vapor-proof.

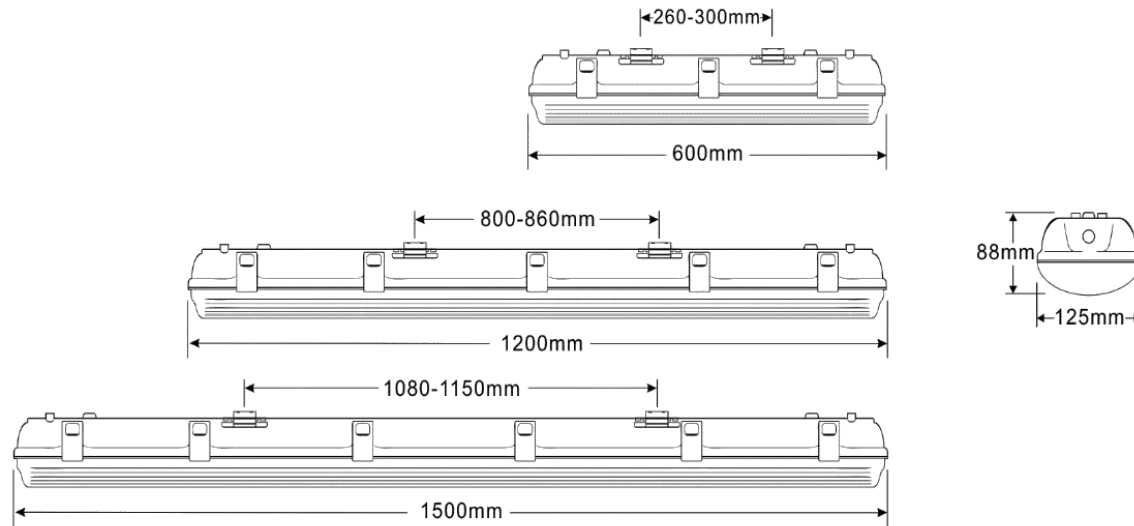
Certificates:



Products Details



Dimensions



Length	A	B	C
/	Length(mm)	Width(mm)	Height(mm)
600	600	125	88
1200	1200	125	88
1500	1500	125	88

MODEL NO.	Size	LUMINOUS Efficiency	BEAM ANGLE	WATTAGE	VOLTAGE 50/60Hz	SIZE (mm)	ENERGY LABEL
-----------	------	---------------------	------------	---------	-----------------	-----------	--------------

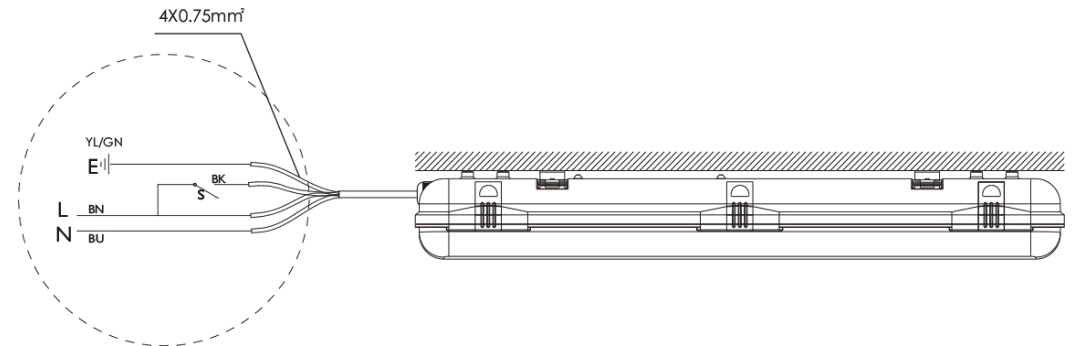
Standard Version >>>> Non.Dim >>>>Milky Cover

TP02-06203F TP02-06203F-S	3000K-6500K	150LM/W	140°	20W	200-240V	L600	A+++
TP02-12253F TP02-12253F-S	3000K-6500K	150LM/W	140°	25W	200-240V	L1200	A+++
TP02-12403F TP02-12403F-S	3000K-6500K	150LM/W	140°	40W	200-240V	L1200	A+++
TP02-12503F TP02-12503F-S	3000K-6500K	150LM/W	140°	50W	200-240V	L1200	A+++
TP02-12603F TP02-122603F-S	3000K-6500K	150LM/W	140°	60W	200-240V	L1200	A+++
TP02-15403F TP02-15403F-S	3000K-6500K	150LM/W	140°	40W	200-240V	L1500	A+++
TP02-15503F TP02-15503F-S	3000K-6500K	150LM/W	140°	50W	200-240V	L1500	A+++
TP02-15603F TP02-15603F-S	3000K-6500K	150LM/W	140°	60W	200-240V	L1500	A+++

MODEL NO.	Emergency Time(hours)	Emergency Power(W)
TP02-06203F-E / TP02-06203F-ES	3	3
TP02-12253F-E / TP02-12253F-ES	3	3
TP02-12403F-E / TP02-12403F-ES	3	5
TP02-12503F-E / TP02-12503F-ES	3	5
TP02-12603F-E / TP02-12603F-ES	3	5
TP02-15403F-E / TP02-15403F-ES	3	5
TP02-15503F-E / TP02-15503F-ES	3	5
TP02-15603F-E / TP02-15603F-ES	3	5

Instruction of Wire

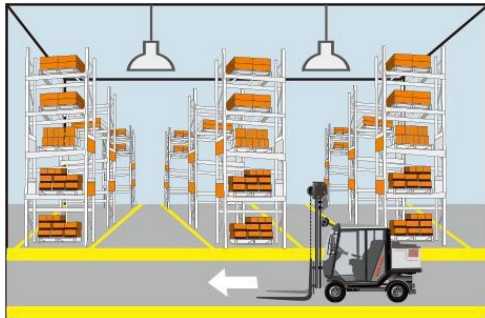
1. Inside circuit with emergency device was already connected.
2. Battery can be recharged at least 500 times.
In order to maintain the battery well it must be discharged every 3 months.
3. MSDS Test Report is Available



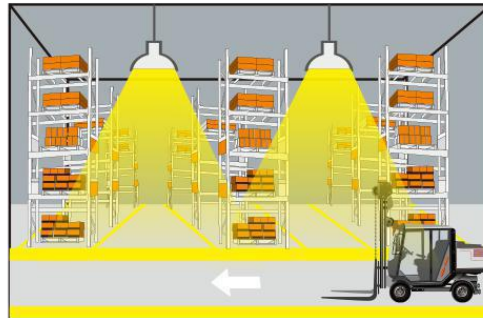
Microwave Sensor Dimming version

3-step dimming function

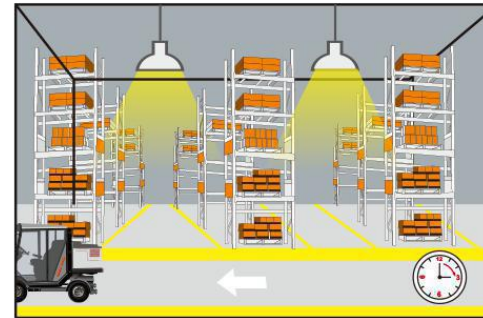
When used in combination with 1-10V dimmable LED drivers and ballasts, the sensors can achieve 3-step dimming function, 100%---> low light--->off. And the sensors build in adjustable daylight sensors, very easy to install and cost-effective.



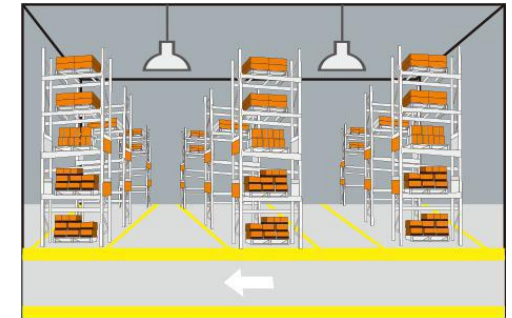
With sufficient ambient light, the sensor does not switch on the lamp.



With insufficient ambient light, the sensor switches on the lamp when motion is detected.



After hold time, the sensor dims the lamp at a low light level if no new motion trigger.



After stand-by period, the sensor switches off the lamp if no motion is detected in its detection zone.



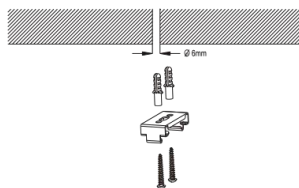
NOTE: Remote control with screen, much more better for adjustment.

1. Ceiling Installation

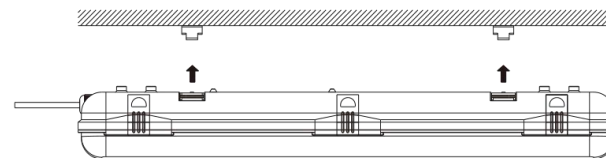
① Drill ϕ 6mm holes on the roof/wall



② Insert ϕ 6mm expansion pipe into the hole and fix the bracket by M4 screw.

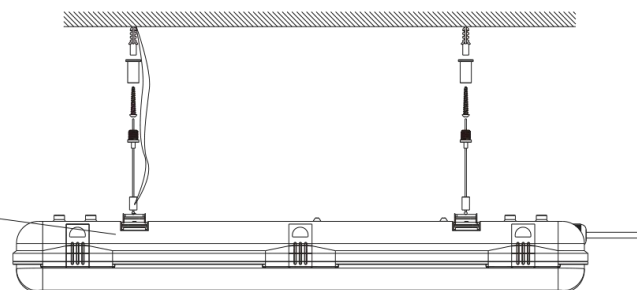
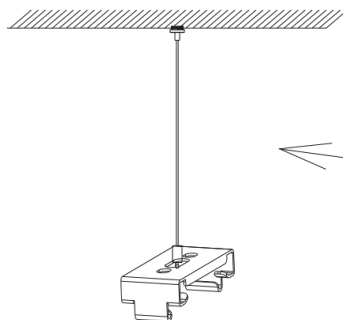


③ Ceiling Installation



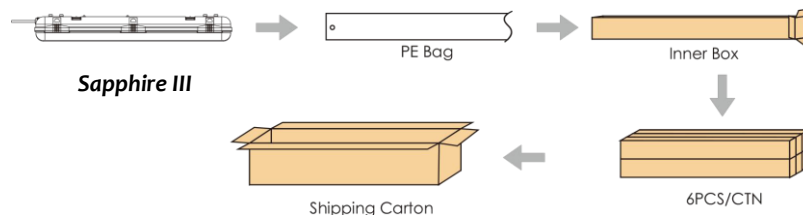
* Ceiling Mounted accessories are ShineLong Configuration.

2. Hanging Installation



* Suspended accessories need to be paid additionally.

Model	Straps	Product Size	Carton Size	PCS/CTN	GW/CTN	CBM/PCS	NW/PCS
TP02-06203F TP02-06203F-S	6	600*125*88	720*275*275	6	8.2KG	0.00875	1100g
TP02-12253F TP02-12253F-S	10	1200*125*88	1345*275*275	6	14.6KG	0.01643	1830g
TP02-12403F TP02-12403F-S	10	1200*125*88	1345*275*275	6	14.6KG	0.01643	1830g
TP02-12503F TP02-12503F-S	10	1200*125*88	1345*275*275	6	14.6KG	0.01643	1830g
TP02-15403F TP02-15403F-S	12	1500*125*88	1630*275*275	6	17.6KG	0.02054	2325g
TP02-15503F TP02-15503F-S	12	1500*125*88	1630*275*275	6	17.6KG	0.02054	2325g



Model	Straps	Product Size	Carton Size	PCS/CTN	GW/CTN	CBM/PCS	NW/PCS
TP02-06203F-E TP02-06203F-ES	6	600*125*88	720*275*275	6	8.2KG	0.00875	1100g
TP02-12253F-E TP02-12253F-ES	10	1200*125*88	1345*275*275	6	14.6KG	0.01643	1830g
TP02-12403F-E TP02-12403F-ES	10	1200*125*88	1345*275*275	6	14.6KG	0.01643	1830g
TP02-12503F-E TP02-12503F-ES	10	1200*125*88	1345*275*275	6	14.6KG	0.01643	1830g
TP02-15403F-E TP02-15403F-ES	12	1500*125*88	1630*275*275	6	17.6KG	0.02054	2325g
TP02-15603F-E TP02-15603F-ES	12	1500*125*88	1630*275*275	6	17.6KG	0.02054	2325g

